

How to onboard LOGSTOR Connect – WeldMaster Tool.

LOGSTOR Connect is available for both iOS and Android, you can download the app from App Store (iPhone) or Play Store (Android). Downloading the app is Free of charge, but use of the WeldMaster tool is covered by the WeldMaster license issued to your company.




Icons for LOGSTOR Connect in Play Store and App Store

Before you log into LOGSTOR Connect you should have your user profile registered on the WeldMaster Portal (weldmaster.logstor.com)

Follow the guide in the registration form.

To give you the correct user profile, there is an approval process on our side after you have sent your registration form.

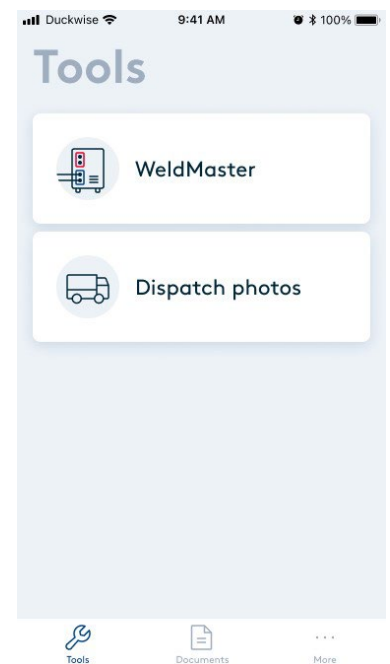
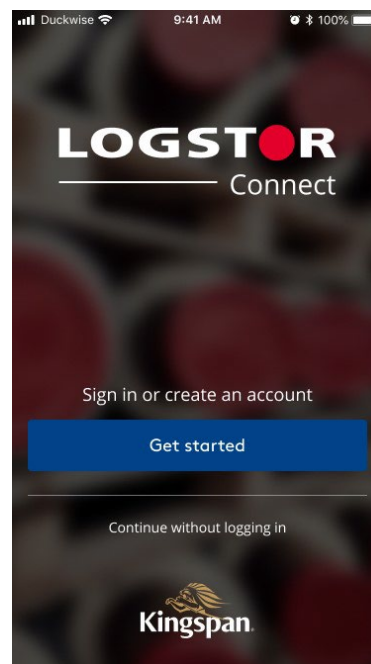
Therefore, we advise you to have your user profile ready and set on the WeldMaster portal before you start using LOGSTOR Connect - WeldMaster tool.



Use the username and password from the WeldMaster portal when you sign in LOGSTOR Connect – then you have direct access to use the WeldMaster tool and you can start welding joints as you are used to with the PDA.

If you have not registered a user on the WeldMaster portal before you start using LOGSTOR Connect – WeldMaster tool, you will find a link to do so in LOGSTOR Connect – just push the WeldMaster button in the Tools menu.

You will have to wait for the approval of your user profile and role before you can start using the WeldMaster tool.



Should you require help please contact logstor.weldmasteradmin@kingspan.com.

We provide an option for remote support. Please find this under the "More" section – see "Help & support".

First contact our support team and then push the "Initiate screen sharing" button in order to give access for our supporters, so they can help you where you encounter any issues.

